

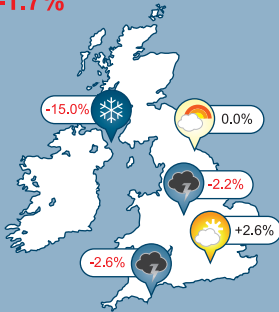
UK retail traffic weathermap

The only footfall data to trust



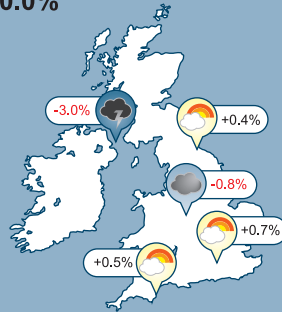
Year-on-year change

November 2011 vs November 2010
UK overall
-1.7%



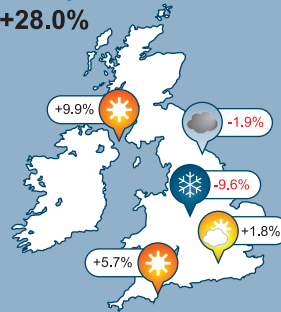
Month-on-month change

November 2011 vs October 2011
Regional variations against a UK average of
0.0%



Forecast for this month

December 2011 vs November 2011
Regional variations against a predicted UK average of
+28.0%



December 2011

Last month

– The gap against 2010 has closed for the second month in a row. Cause for cautious optimism.

This month

– Tough but tolerable is our prediction for Christmas: the traffic freeze will continue to thaw.



For London & Southeast | Midlands | Northern England | Wales & the Southwest | Scotland & Northern Ireland